

1. Click on the link.

<https://backoffice.markethubonline.com/EKYC/EKYCAccountOpening>

2. Enter Mobile number to receive OTP and continue for mobile verification.

backoffice.markethubonline.com

https://backoffice.markethubonline.com/EKYC/EKYCAccountOpening#

Instant Verification. No Verification Charges. Increased Security. Zero Paper Document.

Open Your Trading Account with Market - Hub Stock Broking Pvt Ltd

Signup now

8490994095

Enter 4 Digit OTP Here. Change Mobile Number

5 5 3 1

CONTINUE

00:30

Recording... 00:02:31

3. Enter email id to receive OTP and continue for email verification.

The screenshot displays a web browser window with the URL <https://backoffice.markethubonline.com/EKYC/EKYCAccountOpening#>. The main heading is "Email Verification".


The primary form, titled "What's your e-mail?", includes an email input field containing "raviparman631993@gmail.com". Below this, it prompts the user to "Enter 4 Digit OTP Here." and provides four input boxes for the digits. The first box is highlighted with a yellow circle and contains the digit "1". A "Change Email" link is positioned to the right of the OTP input area. A prominent blue "CONTINUE" button is located below the OTP boxes. At the bottom of the form, a timer shows "00:47" and a "Resend OTP" link is available.

A sidebar on the right side of the page features a section titled "FAQs on Digital KYC" with a link that reads "What are the pre-requisites for completing the Digital KYC?".

4. Enter PAN Number and continue.

PAN Verification

Lets's start with your PAN

 BYH

CONTINUE

The PAN should belong to you, the Applicant.



EKYC Process

What are the pre-requisites for completing the Digital KYC?

5. Select Segment and proceed.

Exchange Detail

- ☒ Enable Equity
- ☐ Enable FNO
- ☐ Enable Commodity
- ☐ Enable Currency
- ☐ Mutual Fund

Charges for Equity	0
Charges for F&O	0
Charges for Commodity	0
Charges for Currency	0
Charges for Mutual Funds	0
Account Opening Charges	0
Total Amount	2

After click on continue button you will receive a payment link to your registered mobile no. Please go through the link for payment.

CONTINUE

6. Make a payment for DP Scheme Charges

Payment Request from MARKET-HUB STOCK BROKING PRIVATE LIMITED

PAYMENT FOR
EKYC For Token No 2971

RECEIPT
1384|2971

EXPIRE BY
Jul 28, 2023 (4:09 PM)

AMOUNT PAYABLE
INR 2.00

MARKET-HUB STOCK BROKING PRIVATE LIMITED

Razorpay Trusted Business

Total Amount
₹ 2

Secured by **Razorpay**

Contact Details

+91 Phone Number

Email (Optional)

Proceed

Razorpay

UPI VISA RuPay

Want to create payment links for your business? Visit razorpay.com/payment-links and get started instantly.
Please report this Payment Link if you find it to be suspicious [Report Payment Link](#)

7. Verify Aadhaar using Digilocker and continue to Digilocker.

Verify Aadhaar Detail Using Digilocker

Share a digital copy of Aadhaar using Govt. Digilocker Account.

Connect to Digilocker

*By clicking the above button, I agree that I have read the Aadhaar user consent document and voluntarily consent to share my aadhaar information with us for conducting KYC for opening a trading and Demat account adhering to KRA regulations (2011) and PMLA guideline(2002).



Share Aadhaar details from Digilocker?

DO not worry if you have never register with digilocker. Click on the button "Connect to Digilocker". Digilocker will open as a pop-up on your screen where provide your Aadhaar number and authenticate with OTP. You will then be required to set your PIN and give your consent to provide your Aadhaar document to us for KYC. Your 12 digit Aadhaar number is never fetched, stored, revealed or collected. The Aadhaar should belongs to you.

8. Start KYC process through Digio.

Digio | Secure, Legal, Digital signing — Mozilla Firef...

https://app.digio.in/#/gateway/ekyc

Secured by digio

Digilocker KYC

Please do Digilocker KYC

I agree to below terms and conditions

☒ Buy clicking the above button, I agree that I have read the Aadhaar user consent document and voluntarily consent to share my aadhaar information with KORP Software for conducting KYC for opening a trading and Demat account adhering to KRA regulations (2011) and PMLA guideline(2002).

Submit

Performing a TLS handshake to www.googletagmanager.com...

9. Fetch KYC from Digilocker.

The screenshot shows a web browser window with the address bar displaying `https://app.digio.in/#/gateway/ekyc`. The page header includes the 'Market Hub' logo and the text 'Secured by digio'. The main content area features the 'DigiLocker' logo and the heading 'Digilocker KYC' with the instruction 'Please do Digilocker KYC'. A consent statement is provided: 'I provide my consent to share my Aadhaar Number, Date of Birth and Name from my Aadhaar eKYC information with the Income Tax Department, All States for the purpose of fetching my PAN Verification Record into DigiLocker.' Below this, there is a checked checkbox and the text: 'By proceeding further I hereby authorize Digio to pull my documents from Digilocker and share with Market Hub Online'. At the bottom, there is a large purple button labeled 'Authenticate Aadhaar' with a yellow circular icon containing a 'Q' above it. The footer shows the URL `api.digitallocker.gov.in`.

10. Enter Aadhar Card number & captcha in the text box then continue

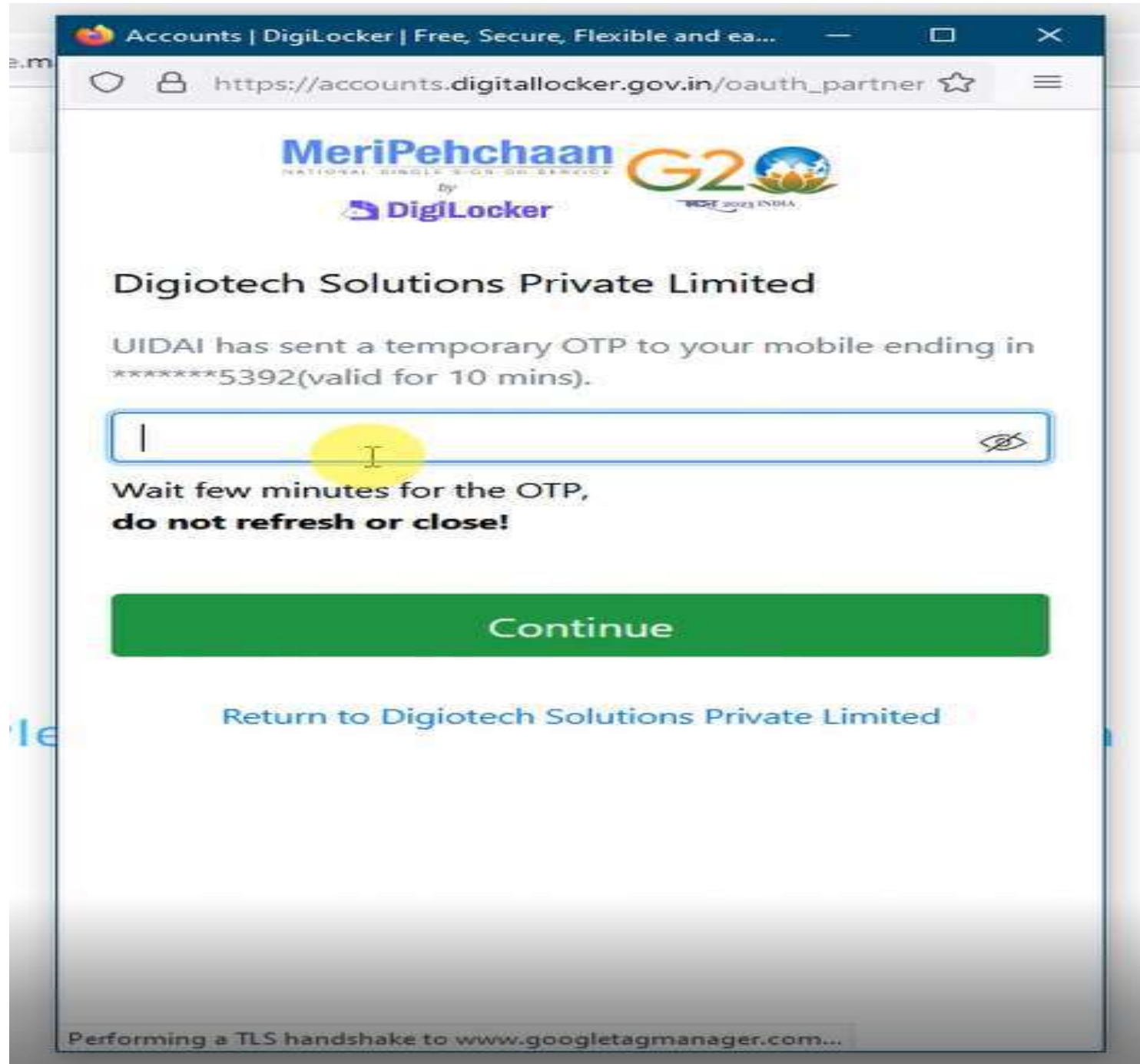
The screenshot shows a web browser window with the address bar displaying `https://accounts.digitallocker.gov.in/oauth_partner`. The page header includes the 'MeriPehchaan' logo, 'by DigiLocker', and the 'G20' logo. The main heading is 'Digitech Solutions Private Limited'. Below this, a paragraph states: 'You are about to link your DigiLocker account with Digitech Solutions Private Limited application of Digitech Solutions Pvt. Ltd.. You will be signed up for DigiLocker account if it does not exist.'

The form contains two input fields:

- A text box labeled 'Enter Aadhaar Number*' with a yellow highlight on the character 'I'. A tooltip below it says 'must be a number'.
- A captcha box showing the text 'LEUBHQ' with a red wavy background. To its right is an empty text box for the user's response.

Below the captcha, it says 'Unable to read the above image? [Try another!](#)'. At the bottom of the form is a large green button labeled 'Next'. Below the button is a link: 'Return to Digitech Solutions Private Limited'. At the very bottom, a status bar shows 'Performing a TLS handshake to www...'.

11. Enter OTP and Continue



The screenshot shows a web browser window with the title "Accounts | DigiLocker | Free, Secure, Flexible and ea...". The address bar displays the URL "https://accounts.digitallocker.gov.in/oauth_partner". The page features the "MeriPehchaan" logo with the tagline "NATIONAL SINGLE SIGN ON SERVICE" and "by DigiLocker", along with the "G20" logo and "INDIA 2023" text. The main heading is "Digiotech Solutions Private Limited". Below this, a message states: "UIDAI has sent a temporary OTP to your mobile ending in *****5392(valid for 10 mins)." There is a text input field for the OTP, with a cursor in the first position and a yellow highlight. To the right of the input field is an eye icon. Below the input field, the text reads: "Wait few minutes for the OTP, do not refresh or close!". A large green button labeled "Continue" is positioned below the text. At the bottom, there is a link that says "Return to Digiotech Solutions Private Limited". A status bar at the very bottom indicates "Performing a TLS handshake to www.googletagmanager.com...".

Accounts | DigiLocker | Free, Secure, Flexible and ea...

https://accounts.digitallocker.gov.in/oauth_partner

MeriPehchaan
NATIONAL SINGLE SIGN ON SERVICE
by **DigiLocker**

G20
INDIA 2023

Digiotech Solutions Private Limited

UIDAI has sent a temporary OTP to your mobile ending in *****5392(valid for 10 mins).

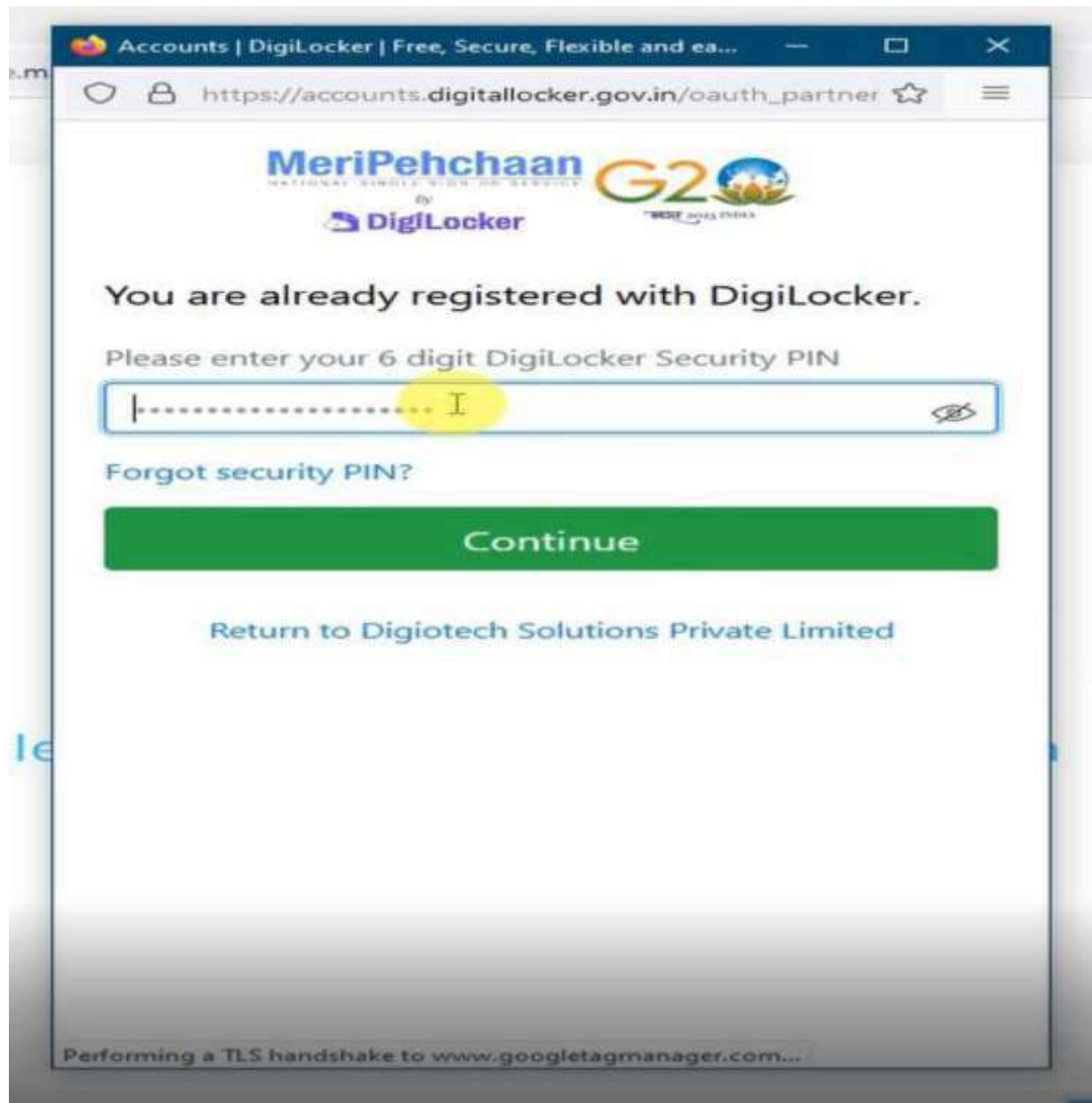
Wait few minutes for the OTP,
do not refresh or close!

Continue

[Return to Digiotech Solutions Private Limited](#)

Performing a TLS handshake to www.googletagmanager.com...

12. Enter Digilocker PIN. If you don't know the PIN, please proceed with forgot security PIN



The screenshot shows a web browser window with the address bar displaying https://accounts.digitallocker.gov.in/oauth_partner. The page header includes the logos for 'MeriPehchaan' (National Single Sign-On Service) and 'G20', along with the 'DigiLocker' logo. The main content area states: 'You are already registered with DigiLocker. Please enter your 6 digit DigiLocker Security PIN'. Below this is a text input field with a yellow highlight on the cursor and a toggle icon on the right. A link for 'Forgot security PIN?' is positioned below the input field. A large green 'Continue' button is centered on the page. At the bottom, there is a link to 'Return to Digiotech Solutions Private Limited' and a status message at the very bottom: 'Performing a TLS handshake to www.googletagmanager.com...'.

Accounts | DigiLocker | Free, Secure, Flexible and ea...

https://accounts.digitallocker.gov.in/oauth_partner

MeriPehchaan
NATIONAL SINGLE SIGN-ON SERVICE

By **DigiLocker**

G20
INDIA 2023

You are already registered with DigiLocker.

Please enter your 6 digit DigiLocker Security PIN

|.....I

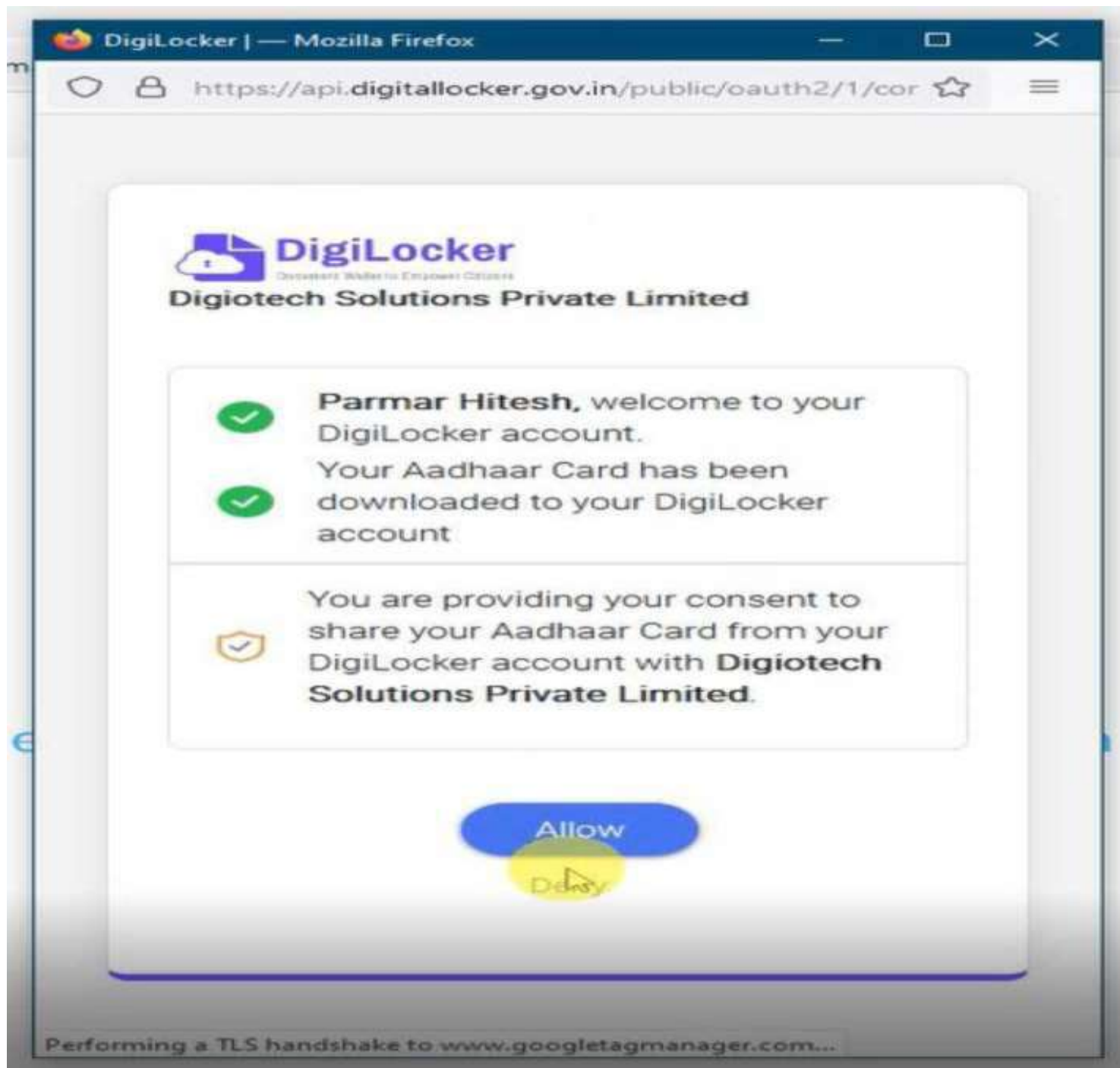
[Forgot security PIN?](#)

Continue

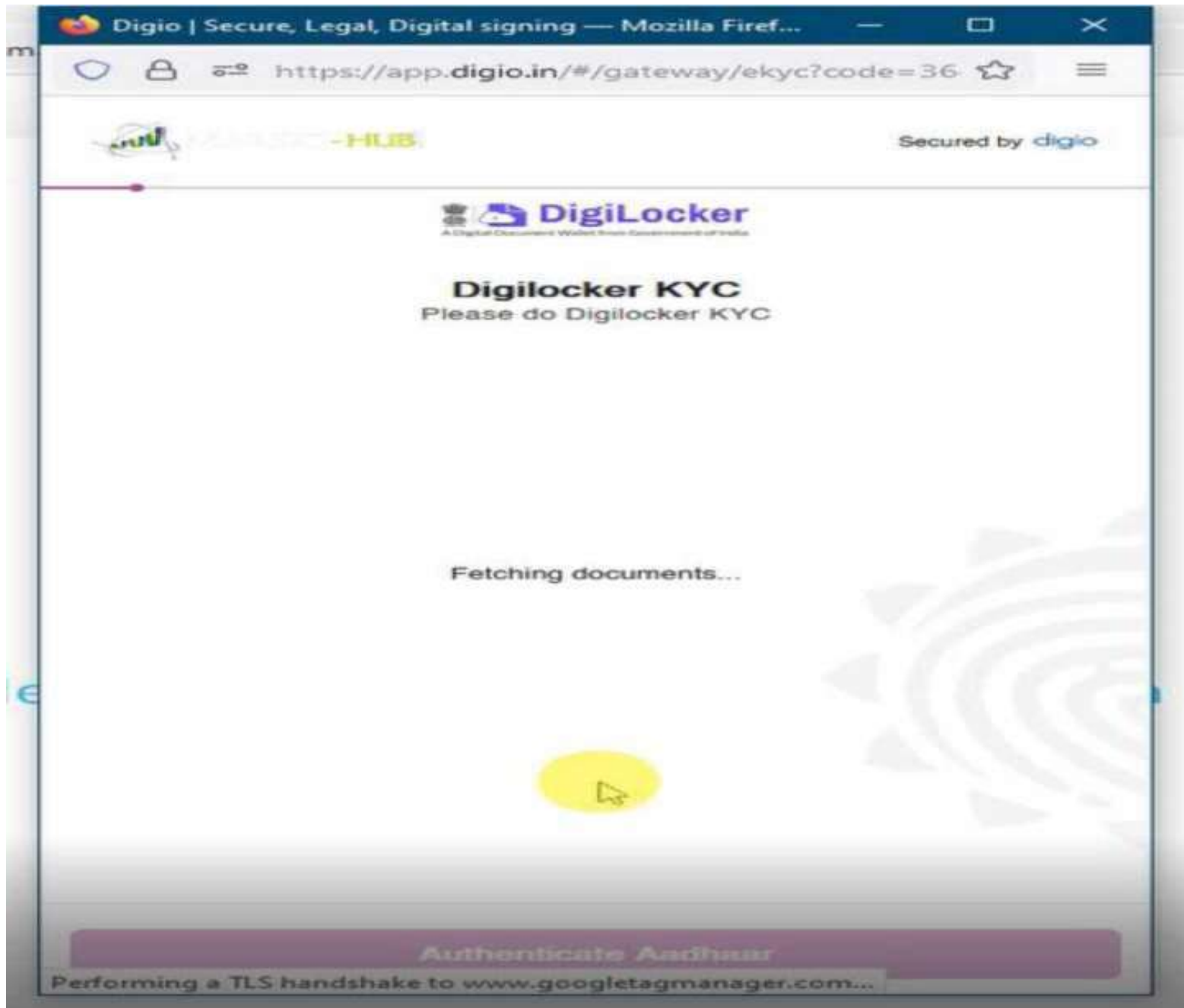
[Return to Digiotech Solutions Private Limited](#)

Performing a TLS handshake to www.googletagmanager.com...

13. Allow Digilocker to fetch documents

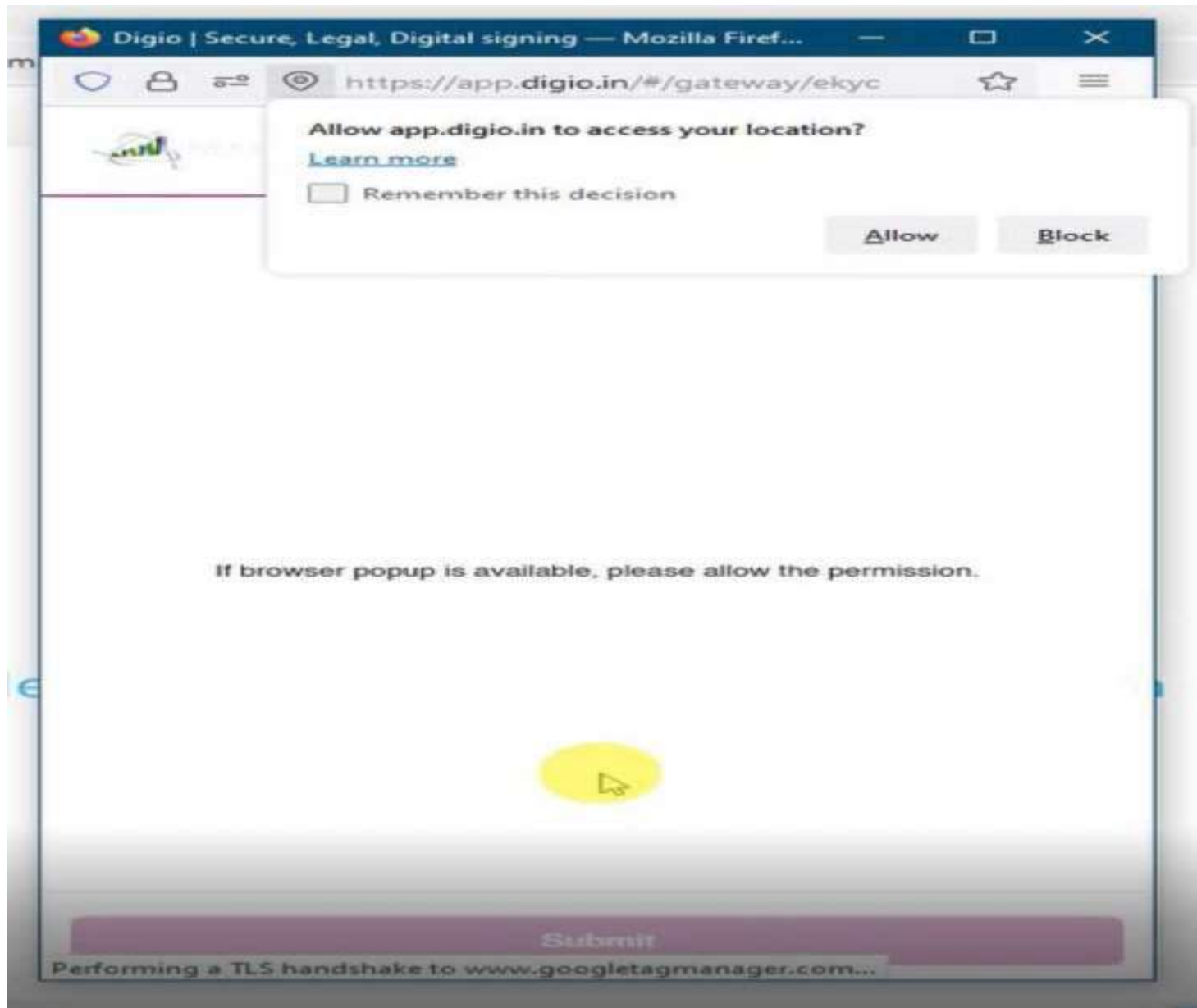


14. Fetching documents

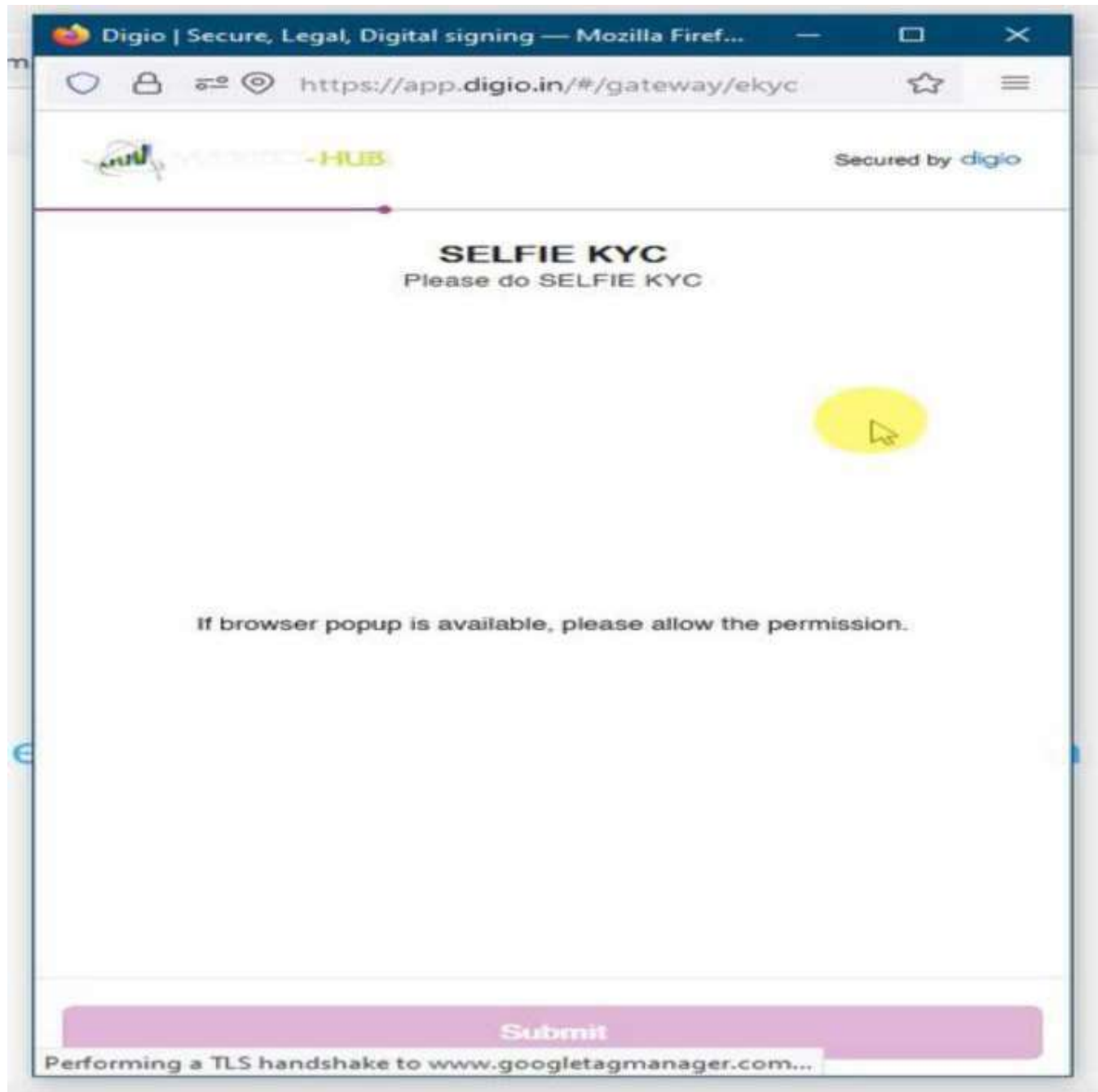


15. Allow pop up to access your location.

NOTE: You will be unable to proceed if you block or do not allow access to your location.



16. Complete Selfie KYC (Live Photo).




17. Take a selfie

1 Digio | Secure, Legal, Digital signing — Mozilla Firef... —

https://app.digio.in/#/gateway/eky El =

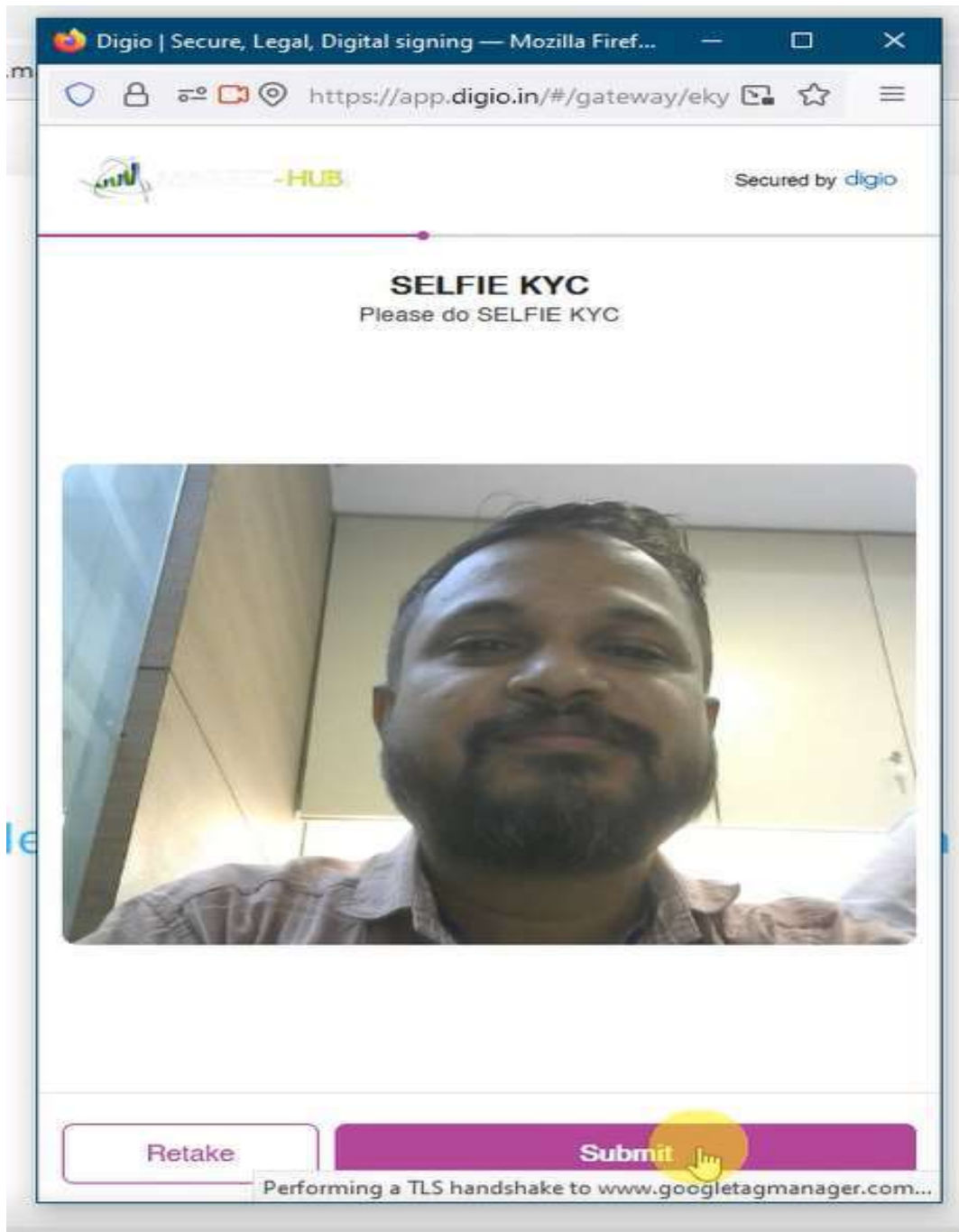
Secured by digio

SELFIE KYC
Please do SELFIE KYC

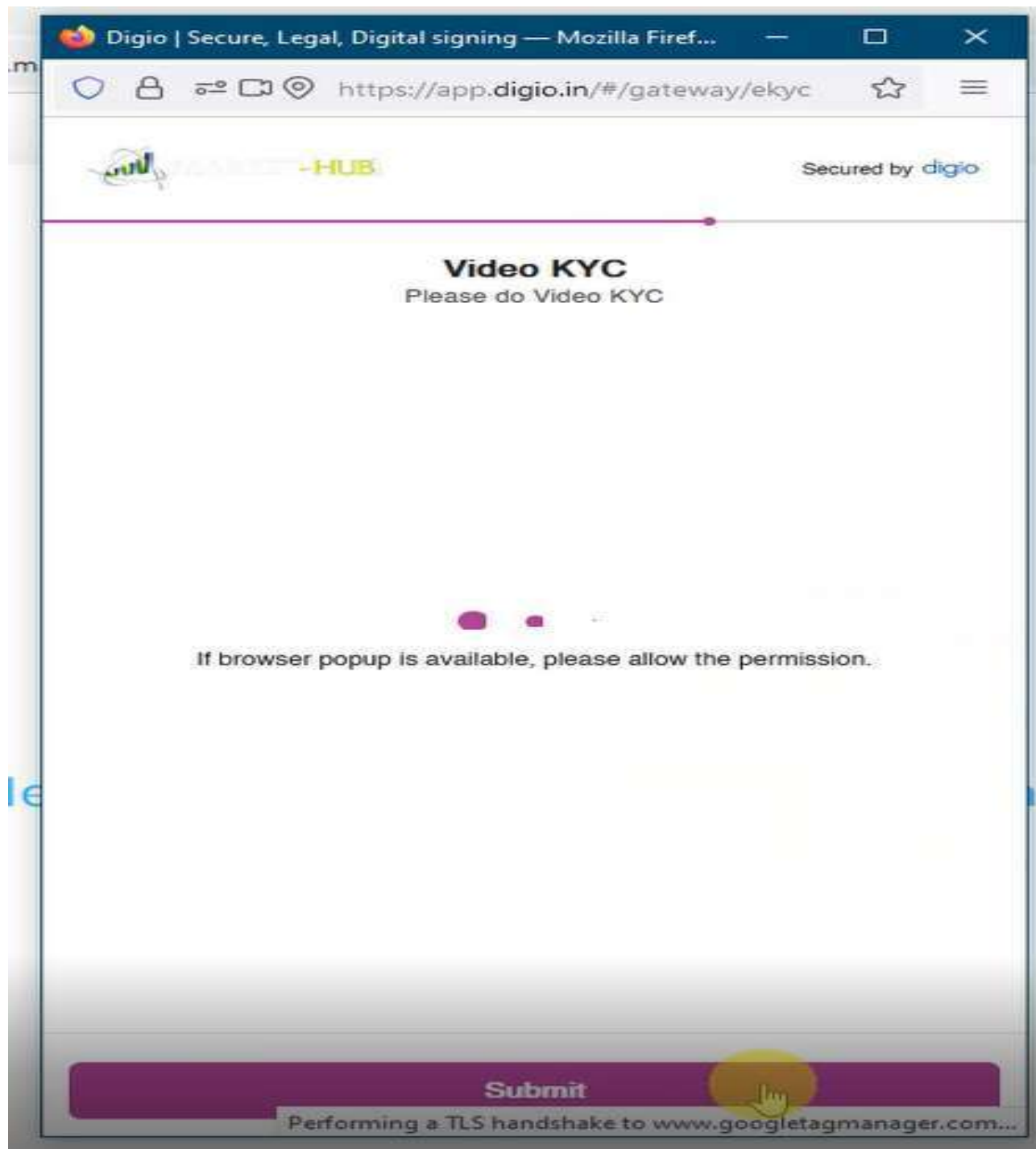


Submit

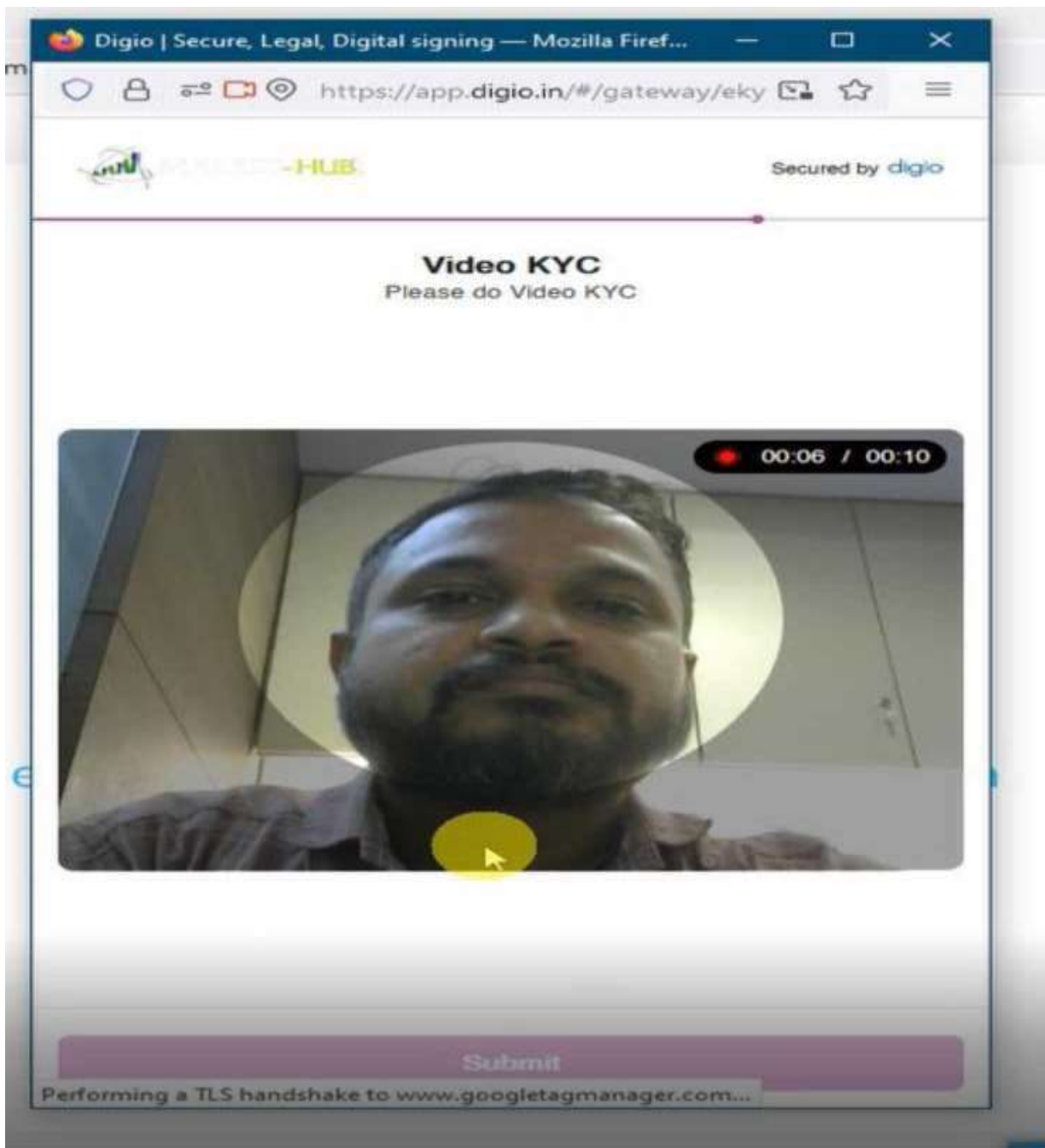
18. Submit the selfie photo.



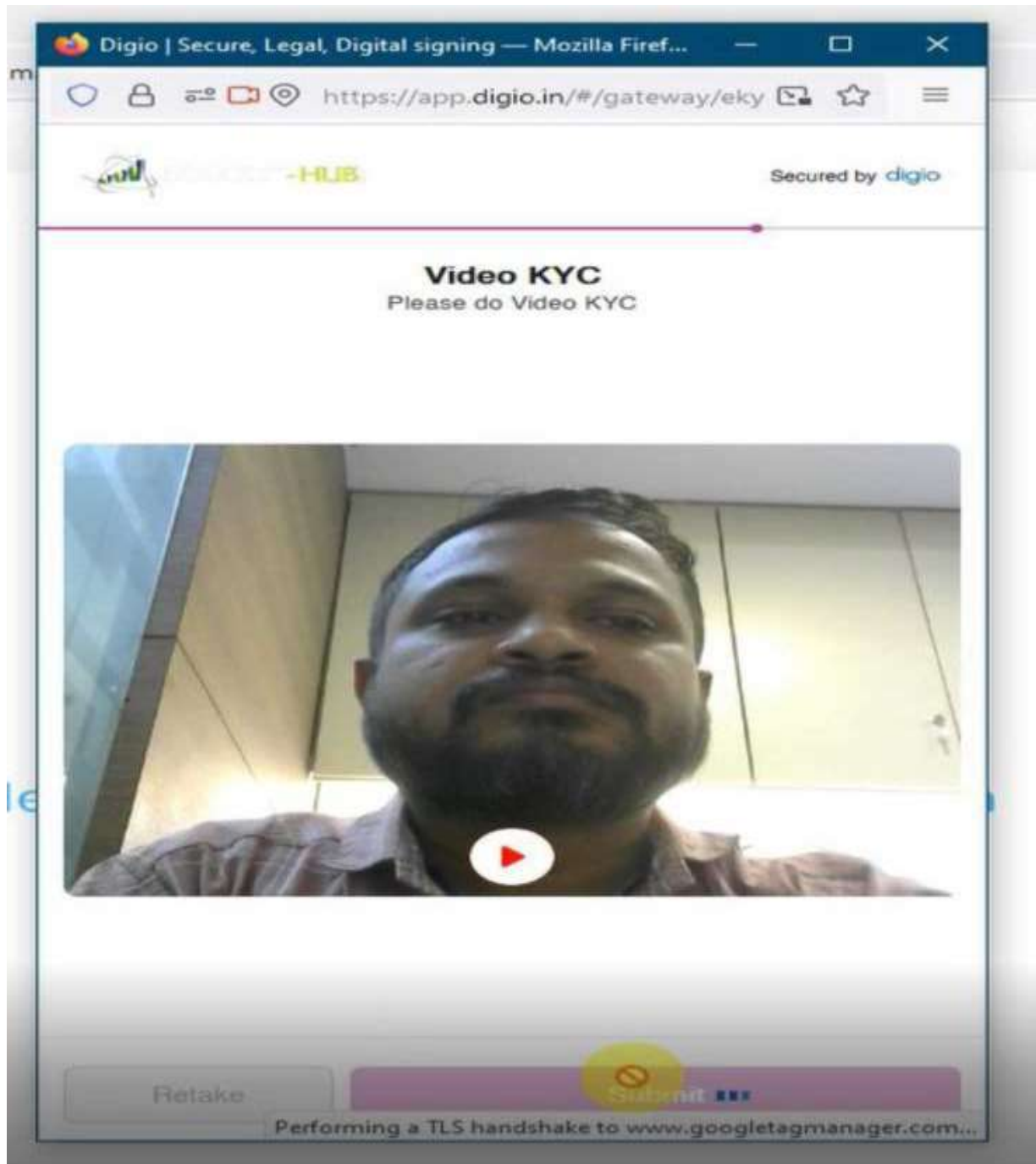
19. Complete Video KYC.



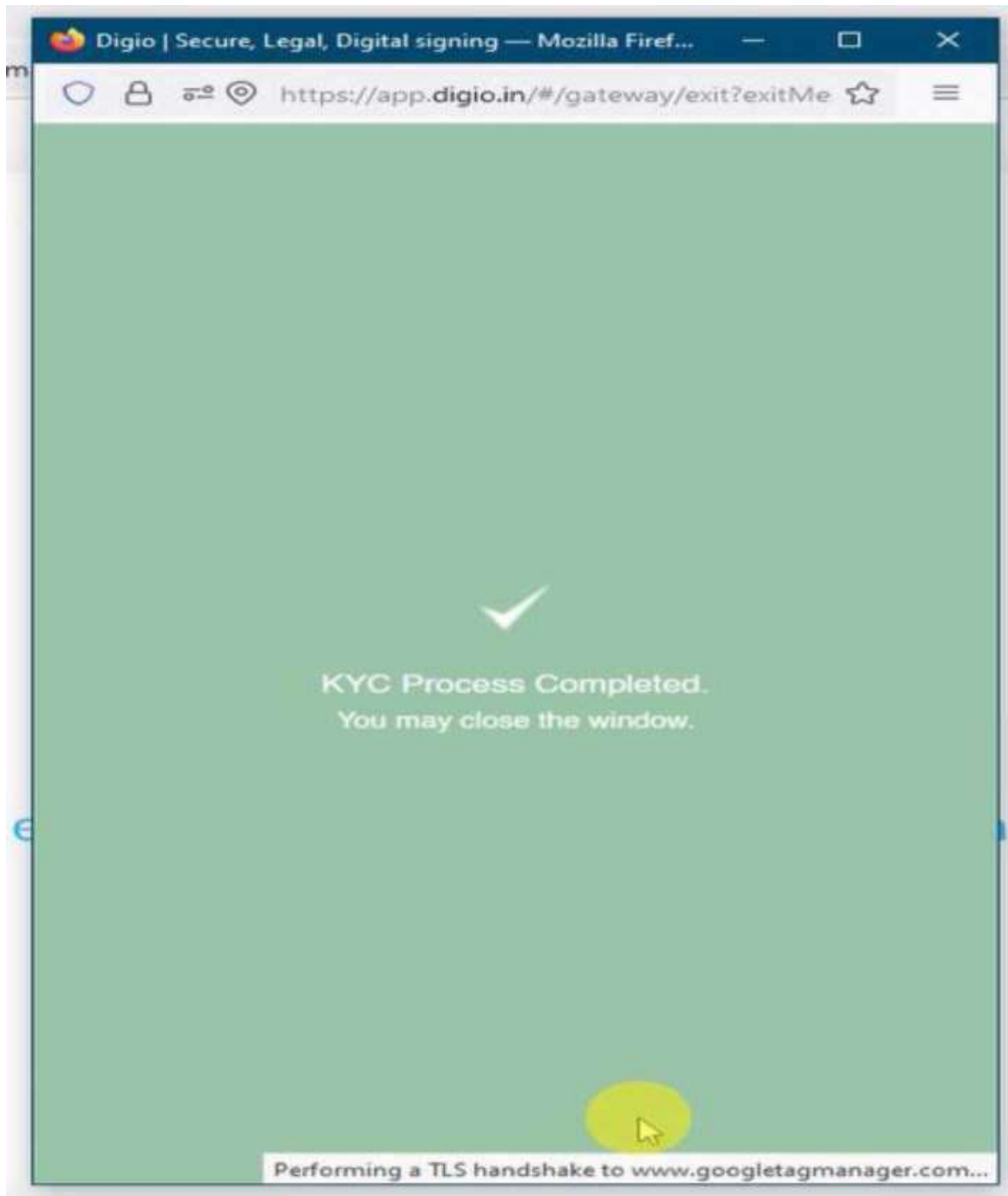
20. Record a video.



21. Submit the video.



22. KYC process completed



23. SUCCESS: Aadhaar Details Verified.

A blue rectangular button with the word "Next" in white text.

Next

A green text message "SUCCESS! Aadhaar Detail Verify." with a yellow circular highlight over the word "SUCCESS!".

SUCCESS! Aadhaar Detail Verify.

24. Enter Personal Details.

Branch Detail

Branch Type
SubBranch

Branch Name
HOBR

Sub Branch Name
NR

Other Details

Father/Spouse
Father

* Father Name

* Mother Name

Maiden Name

Marital Status
Married

Residential Status
Resident Individual

☐ Opt in for DIS

* Citizenship
India

Occupation
Private Sector

PEP
Not Applicable

Trading Experience
No Experience

Income Detail

Annual Income
Between Rs 1 to 5 Lakh

Annual Income Date
07 / 28 / 2023

CONTINUE

A stylized illustration of a human head profile in light blue. Inside the head, there is a dark blue desk. On the desk, there are three stacked books, a small lamp with a yellow light, and a computer monitor. A hand is shown writing on a notepad next to the desk. The background is a light blue gradient.

25. Enter your bank details and IFSC code to fetch your bank branch information.

Link Bank Account

Add your bank details from which you will transact funds for trading.

Account Type

Saving

*IFSC

Bank Name

State

City

MICR

*Cheque Print Name

HITESH MOHANBHAI PARMAR

*Bank Account No

Confirm Bank Account No

VERIFY WITH PENNY DROP



26. If the IFSC code is the same in multiple banks, it will show you all of the branch details, you must select your branch and proceed..

Link Bank Account

Add your bank details from which you will be trading.

Account Type

Saving

*IFSC

KKBK0002852

MICR

Bank Name

City

State

PIN Code

999999

Bank Help

IFSC	BankName	MICR	State	City	PIN
KKBK0002852	KOTAK MAHINDRA BANK	380485004	GUJARAT	SURAT	395002
KKBK0002852	KOTAK MAHINDRA BANK LTD	395485016	GUJARAT	SURAT	395002



27. If the bank does not verify with the penny drop, enter the bank details, upload the bank proof, and verify with the document.

Link Bank Account

Add your bank details from which you will transact funds for trading.

Account Type
Saving

*IFSC
ICIC0003478

MICR
395229024

Bank Name
ICICI BANK LTD

City
SURAT

State
GUJARAT

PIN Code
999999

*Cheque Print Name

*Bank Account No

Confirm Bank Account No







VERIFY WITH PENNY DROP

Upload Cancelled Cheque/Bank Statement
 No file chosen

VERIFY WITH DOCUMENT



28. Nominee Declaration

← → ↻   <https://backoffice.markethubonline.com/EKYC/EKYCAccountOpening#>    

Do you wish to appoint a nominee?

YES ☒ NO ☐

I / We do hereby confirm that I / We do not wish to appoint any nominee(s) for my account and understand the issues involved in nonappointment of nominee(s) and further are aware that in case of death of all the account holders, my / our legal heirs would need to submit all the requisite documents issued by court or such other competent authority, based on the value of the assets held in the account.

☒ I accept Terms and condition

29. If you want to add nominee, then fill nominee details

Do you wish to appoint a nominee?

YES ☐ NO ☒

Personal Detail

Related Person Name Nominee	Relation Self	Nominee First Nominee
Name <input type="text"/>	<input type="checkbox"/> Minor Ind	
Father/Spouse Father	* Father Name <input type="text"/>	
Date of Birth mm / dd / yyyy	PAN <input type="text"/>	Aadhaar <input type="text"/>
Gender Male	Residential Status Resident Individual	<input type="checkbox"/> Residual Flag
Percentage of Share <input type="text"/>	Citizenship India	Occupation Private Sector
ID Proof UID	ID Proof Ref <input type="text"/>	Exp. Date mm / dd / yyyy

Contact/Address Detail

☐ Details same as first holder.

ISD 91	Mobile Number <input type="text"/>	Email <input type="text"/>
Address line 1 <input type="text"/>	Address line 2 <input type="text"/>	Address line 3 <input type="text"/>
City <input type="text"/>	District <input type="text"/>	PIN Code <input type="text"/>
State Delhi	Other <input type="text"/>	Country India

Add Nominee

Nominee Detail

30. Upload signature & income proof

Upload Documents

Signature

Please sign on a blank paper with a pen & upload photo of the same signatures using pencils, sketch pen etc., are not accepted.

('jpeg', 'jpg', 'png' formats only.)

Browse...

No file selected.

Income proof

Income proof is required if you want F&O and MCX trading. Not required if you just want to buy and sell equity stocks.

('jpeg', 'jpg', 'png', 'PDF' formats only.)

Browse...

No file selected.

CONTINUE

31. Proceed to E-sign process.

E-Sign

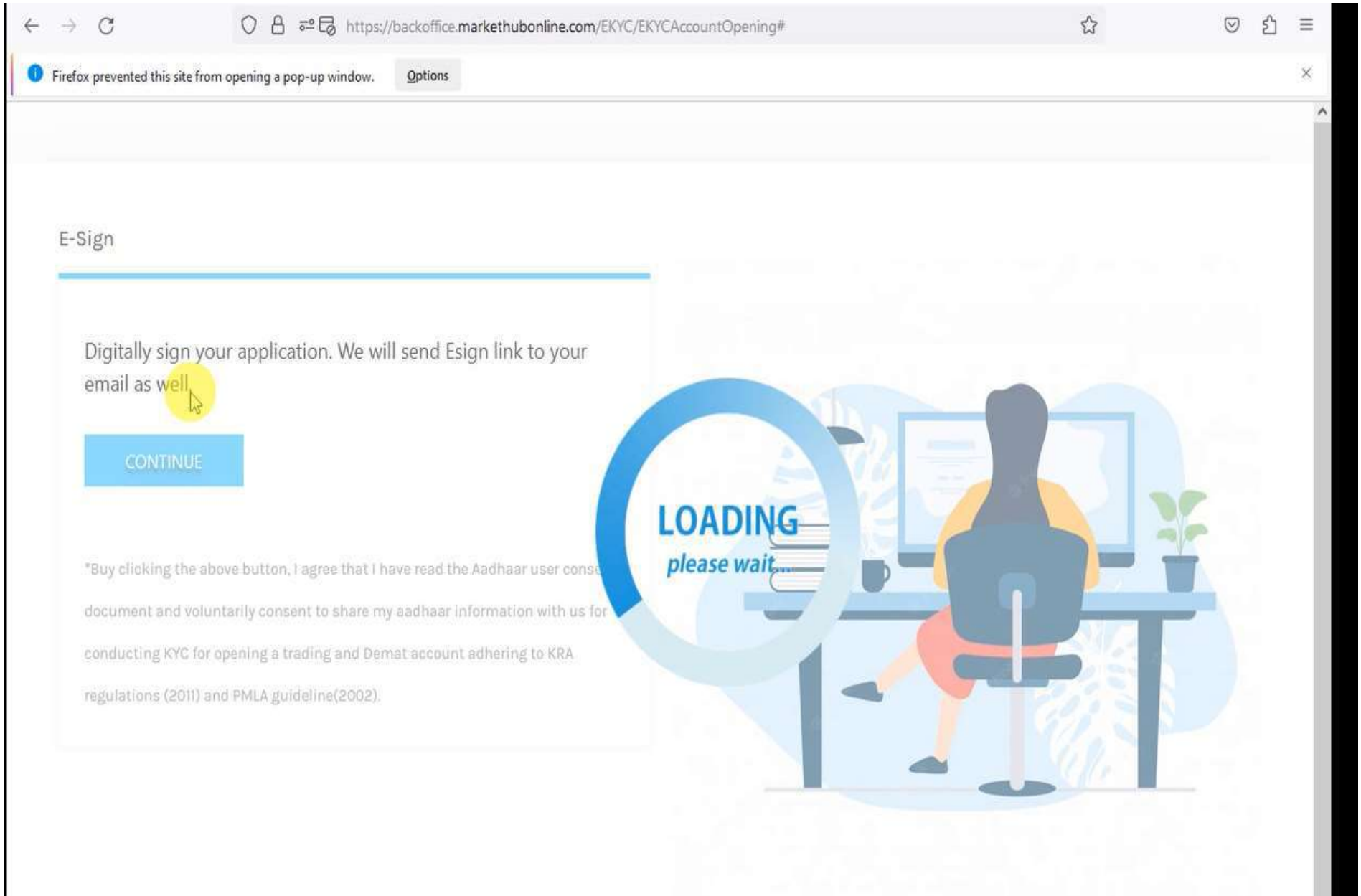
Digitally sign your application. We will send Esign link to your email as well.

CONTINUE

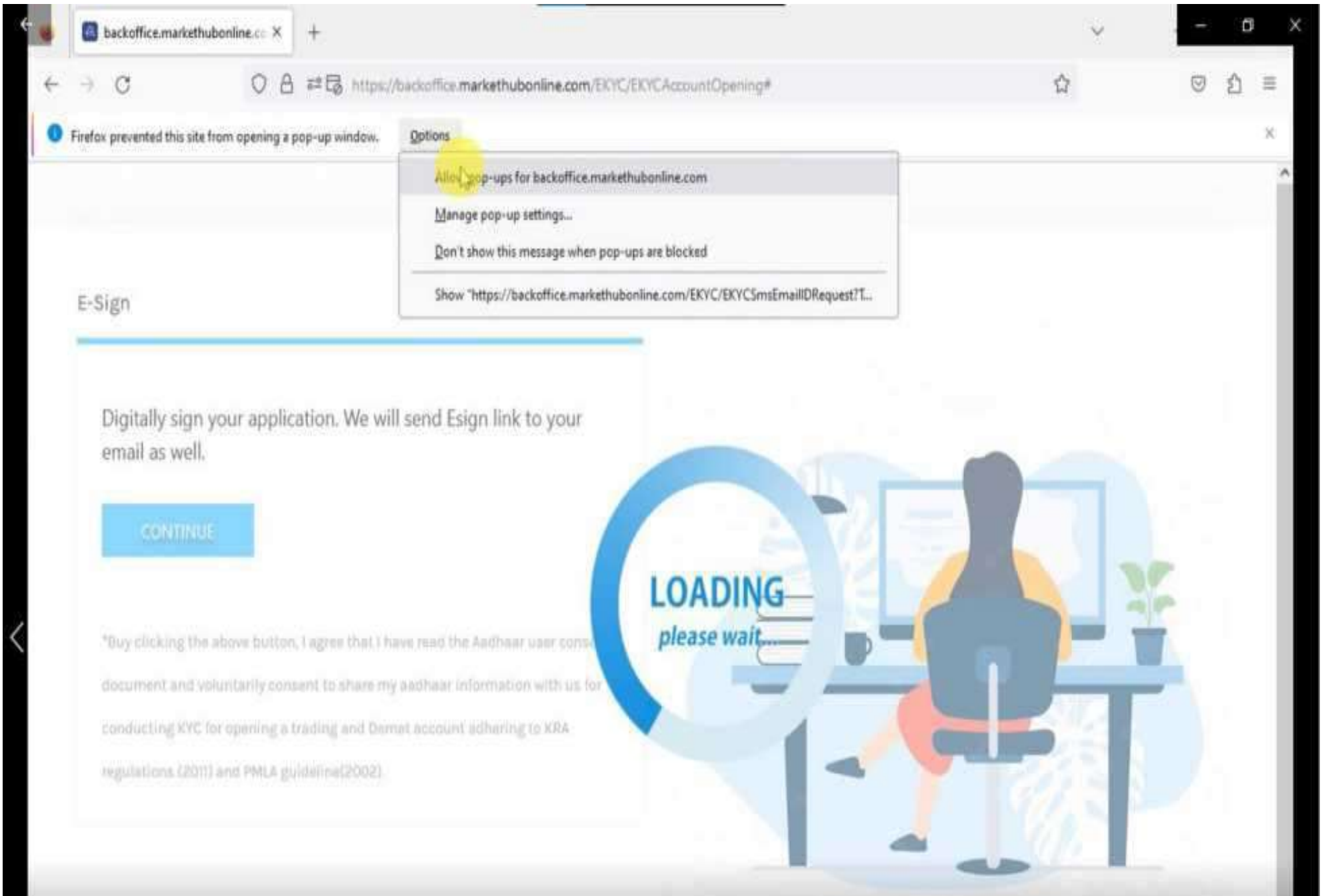
*By clicking the above button, I agree that I have read the Aadhaar user consent document and voluntarily consent to share my aadhaar information with us for conducting KYC for opening a trading and Demat account adhering to KRA regulations (2011) and PMLA guideline(2002).



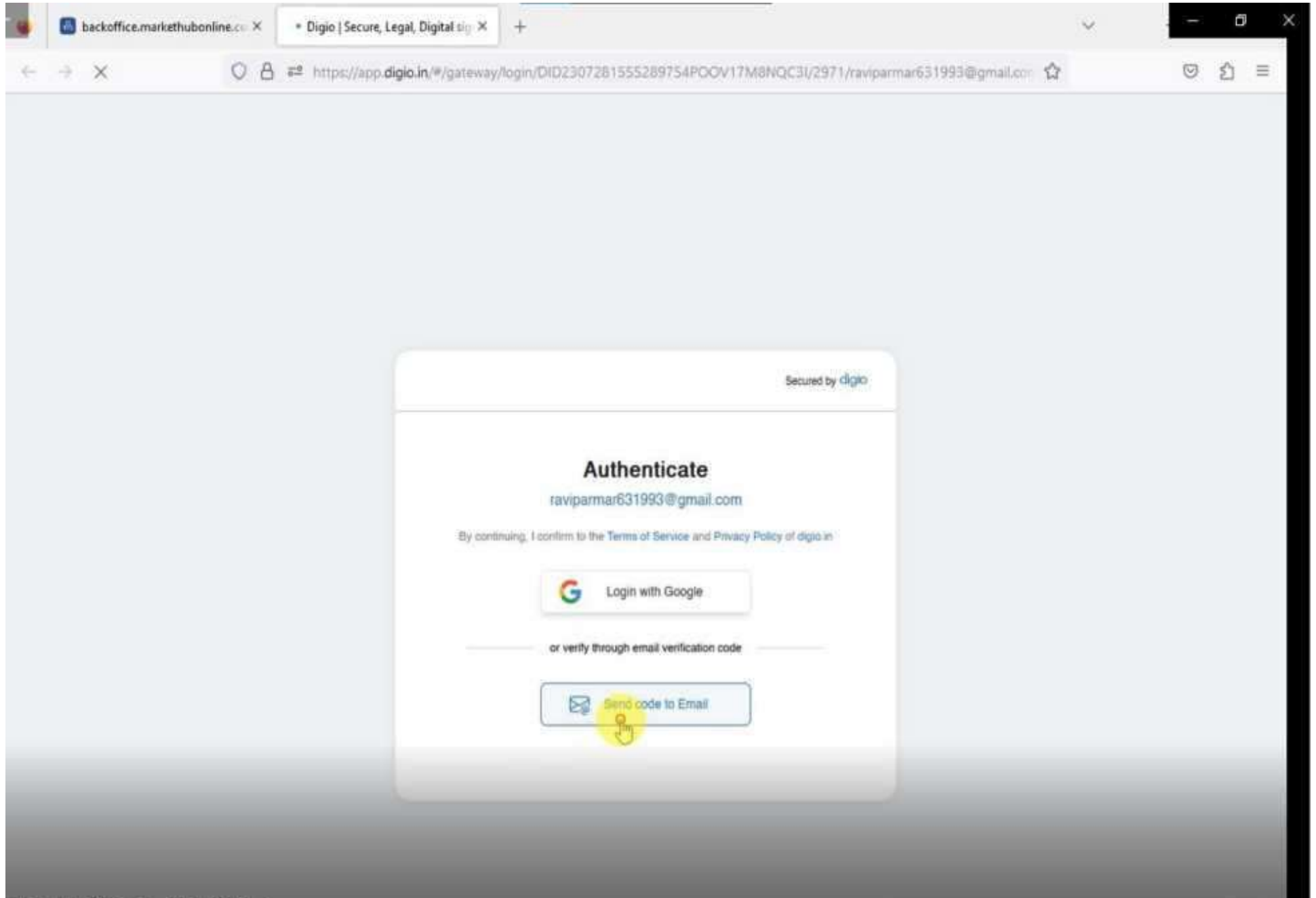
32. Countdown to E-sign initiation.



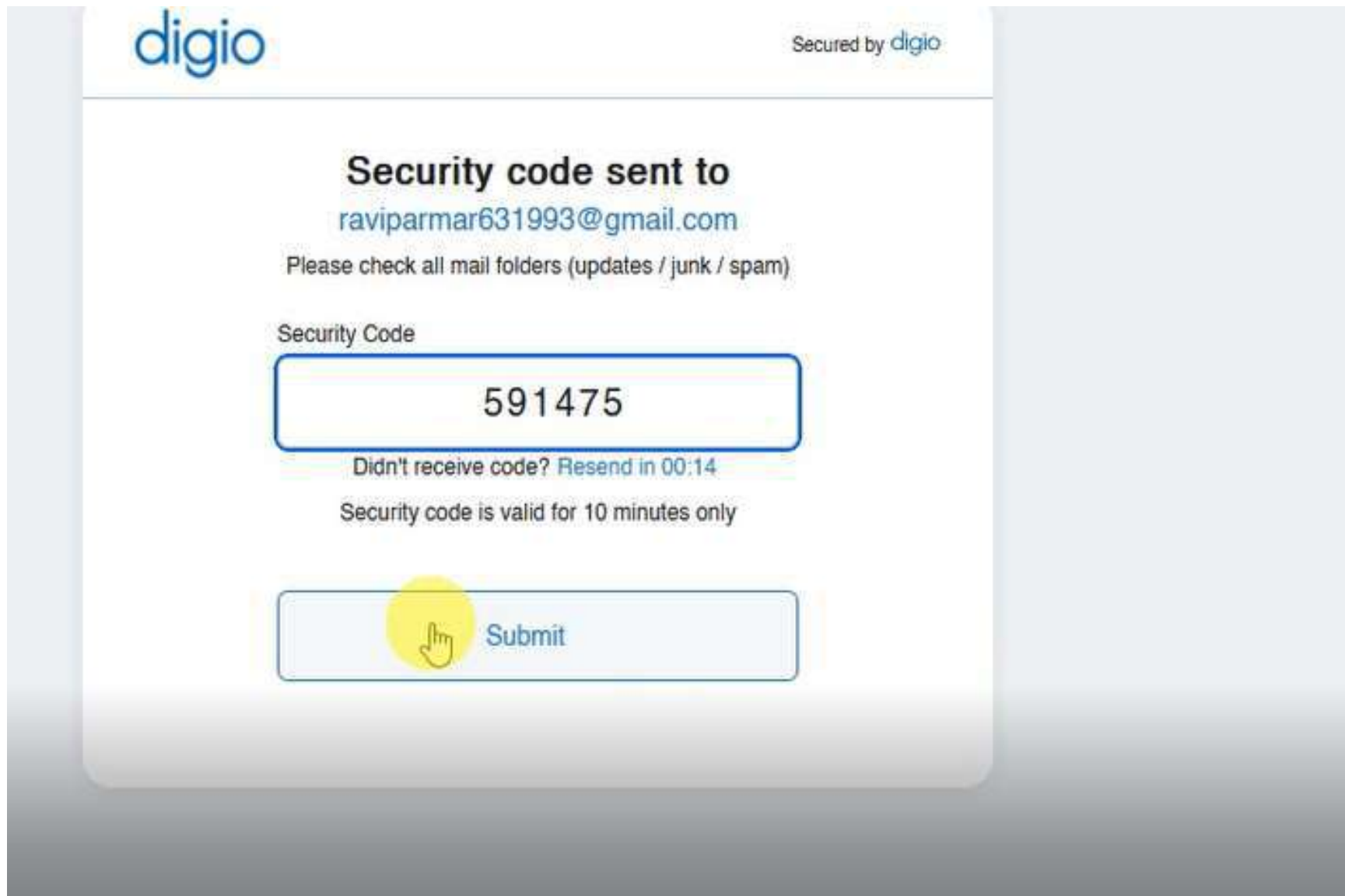
33. Allow pop-up for E-sign.



34. Receive OTP on email for E-sign



35. Enter OTP and submit.



The image shows a web interface for a security code verification step. At the top left is the 'digio' logo. At the top right, it says 'Secured by digio'. The main heading is 'Security code sent to' followed by the email address 'raviparmar631993@gmail.com'. Below this, a note says 'Please check all mail folders (updates / junk / spam)'. A label 'Security Code' is positioned above a text input field that contains the number '591475'. Below the input field, there is a link 'Didn't receive code? Resend in 00:14' and a statement 'Security code is valid for 10 minutes only'. At the bottom, there is a 'Submit' button with a yellow hand cursor icon pointing at it.

digio

Secured by digio

Security code sent to
raviparmar631993@gmail.com


Please check all mail folders (updates / junk / spam)

Security Code

591475


Didn't receive code? [Resend in 00:14](#)

Security code is valid for 10 minutes only

 Submit

36. View PDF and click on "Sign now."

← → ↻ https://app.digio.in/#/gateway/esign ☆ 🔒 ⌵

 -HUB Secured by digio

CLIENT REGISTRATION FORM

☐ Trading: ☐ Demat: ☒ Both:

KNOW YOUR CLIENT FOR EQUITY AND COMMODITY INDIVIDUAL

First/Sole Holder Name: HITESH MOHANBHAI PARMAR


Client Code: NR0345 Introducer Name: NR

DP ID: 1 2 0 6 7 2 0 0 BO ID: 10000011

Account Opening Date: 28-July-2023

REGISTRATION FOR :

<input checked="" type="checkbox"/> NSE Cash Segment	<input checked="" type="checkbox"/> BSE Cash Segment	<input checked="" type="checkbox"/> Demat Account
<input checked="" type="checkbox"/> NSE Derivatives Segment	<input checked="" type="checkbox"/> BSE Derivatives Segment	<input type="checkbox"/> Debt Segment
<input checked="" type="checkbox"/> NSE Currency Segment	<input checked="" type="checkbox"/> BSE Currency Segment	<input type="checkbox"/> Mutual Fund
<input checked="" type="checkbox"/> MCX Commodity	<input type="checkbox"/> ALL Segment	



2971_ESign.pdf By continuing, I agree to do eSign using Aadhaar to eSign with one of ESPs (NSDL e-Gov or CDSL) Digio is

Cancel Sign Now

Recording... 00:15:02

37. Enter Aadhar card number and click on send OTP

← → ↻ https://esign.egov-nsdl.com/nsdl-esp/authenticate/auth-rajsessionid=010993808D0AE2490F83404B8868DE64.tom

NSDL e-Gov is now protean

Protean Electronic Signature Service

ASP Name	Digitech Solutions Private Limited
Transaction ID	ESIGN:230728155820192L30TL19YKTEY743128NGLVQMPHZJE
Date & Time	2023-07-28T15:58:20

☒ I hereby authorize Protean eGov Technologies Limited (Protean) to -

1. Use my Aadhaar / Virtual ID details (as applicable) for the purpose of eSign of documents requested using Digo - a Digital Transaction Management platform for/with Digitech Solutions Private Limited and authenticate my identity through the Aadhaar Authentication system (Aadhaar based e-KYC services of UIDAI) in accordance with the provisions of the Aadhaar (Targeted Delivery of Financial and other Subsidies, Benefits and Services) Act, 2016 and the allied rules and regulations notified thereunder and for no other purpose.
2. Authenticate my Aadhaar / Virtual ID through OTP or Biometric for authenticating my identity through the Aadhaar Authentication system for obtaining my e-KYC through Aadhaar based e-KYC services of UIDAI and use my Photo and Demographic details (Name, Gender, Date of Birth and Address) for the purpose of eSign of documents requested using Digo - a Digital Transaction Management platform for/with Digitech Solutions Private Limited.
3. I understand that Security and confidentiality of personal identity data provided, for the purpose of Aadhaar based authentication is ensured by Protean and the data will be stored by Protean till such time as mentioned in guidelines from UIDAI from time to time.

VID/Aadhaar:

[Click Here](#) to generate Virtual ID.
[Download Instructions](#) to generate Virtual ID in lieu of Aadhaar.

©2021 Protean eGov Technologies Limited All rights reserved.

38. Enter OTP & proceed with verify

← → ↻ 🔒 https://esign.egov-nsdl.com/nsdl-esp/authenticate/auth-rajsessionid=010993808D0AE2490FB3404B8868DE64

NSDL e-Gov is now **protean**

Protean Electronic Signature Service

ASP Name	Digitech Solutions Private Limited
Transaction ID	ESIGN:230728155820192LJOTLI9YKTEY743128XGLVQMPHZJI
Date & Time	2023-07-28T15:58:20

☒ I hereby authorize Protean eGov Technologies Limited (Protean) to -

1. Use my Aadhaar / Virtual ID details (as applicable) for the purpose of eSign of documents requested using Digio - a Digital Transaction Management platform for/with Digitech Solutions Private Limited and authenticate my identity through the Aadhaar Authentication system (Aadhaar based e-KYC services of UIDAI) in accordance with the provisions of the Aadhaar (Targeted Delivery of Financial and other Subsidies, Benefits and Services) Act, 2016 and the allied rules and regulations notified thereunder and for no other purpose.
2. Authenticate my Aadhaar / Virtual ID through OTP or Biometric for authenticating my identity through the Aadhaar Authentication system for obtaining my e-KYC through Aadhaar based e-KYC services of UIDAI and use my Photo and Demographic details (Name, Gender, Date of Birth and Address) for the purpose of eSign of documents requested using Digio - a Digital Transaction Management platform for/with Digitech Solutions Private Limited.
3. I understand that Security and confidentiality of personal identity data provided, for the purpose of Aadhaar based authentication is ensured by Protean and the data will be stored by Protean till such time as mentioned in guidelines from UIDAI from time to time.

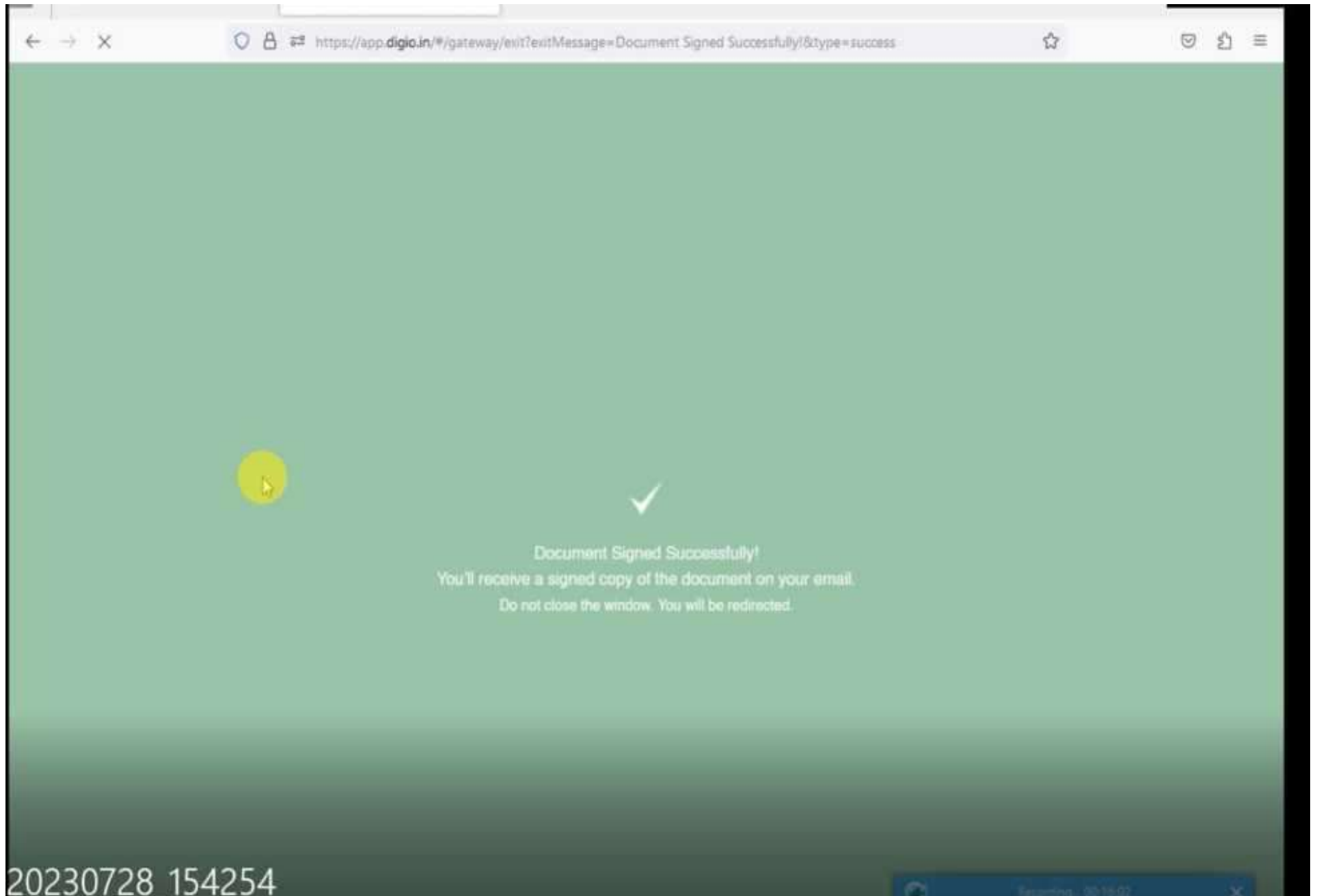
Enter OTP

Success! otp sent on registered mobile/email id.

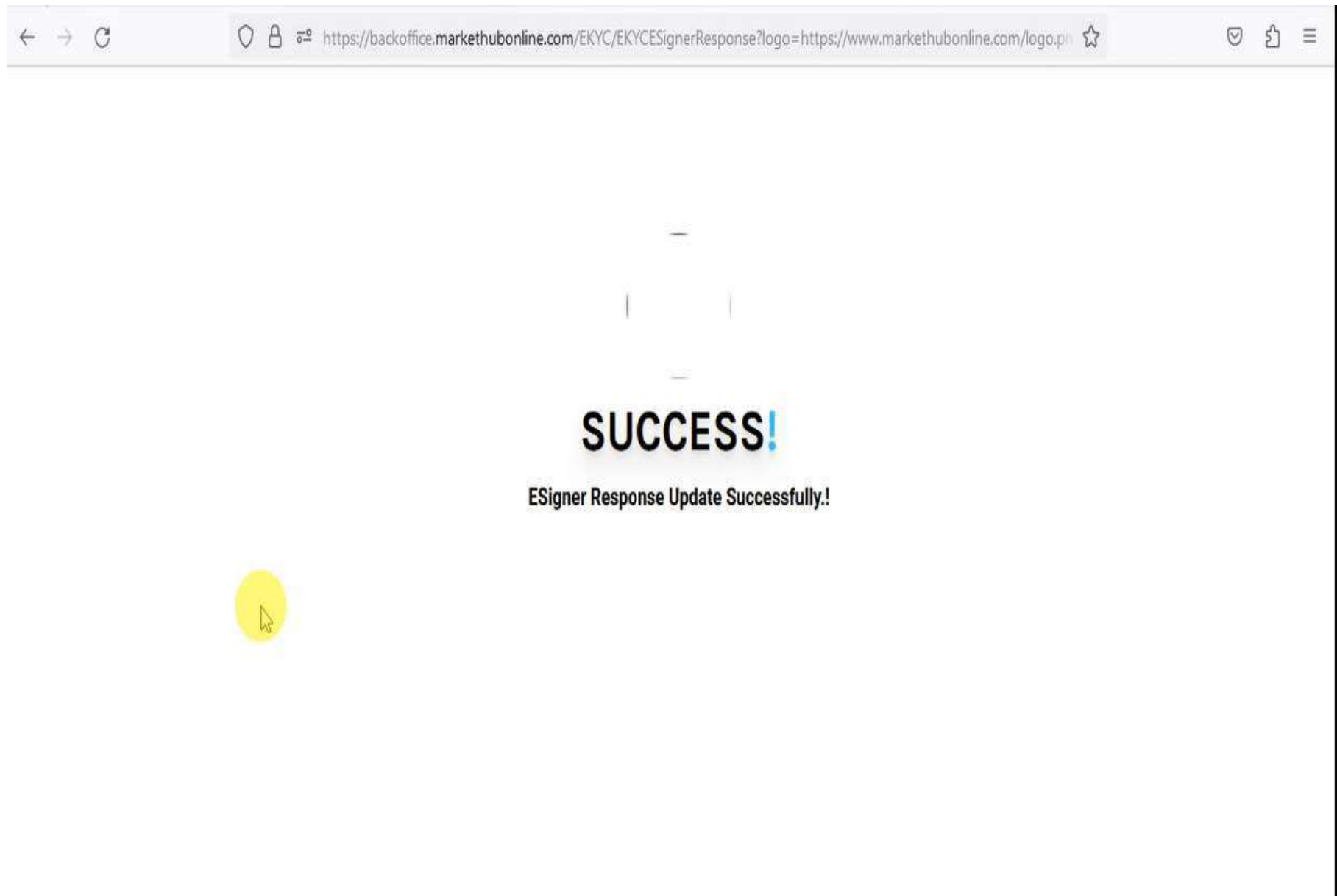
[Click Here](#) to generate Virtual ID.
[Download Instructions](#) to generate Virtual ID in lieu of Aadhaar.

©2021 Protean eGov Technologies Limited All rights reserved.

39. Esign process complete



40. Success



41. Account opening is successfully completed.



Congratulations!

Dear, HITESH MOHANBHAI PARMAR

Congratulations! You have successfully completed account opening procedure
with us. Your Account Id is **NR0345**